



THE MASTER'S
UNIVERSITY

AEFIS Direct Assessment Summary Report

For the **TMU Online General Education Courses**

for the Fall 2017 – Spring 2019 Terms

Including General Education

Program-level Learning Outcome Data for:

- Biblical Studies
- Biological & Physical Sciences
- Critical Thinking
- Economics
- History
- Listening
- Mathematics & Quantitative Reasoning
- Music & Art
- Philosophy
- Political Studies
- Reading & Literature
- Written Communication



Report Parameters

Program: **TMU Baccalaureate GE - Biblical Studies**
 Term: **2019 Spring TMU OLP 2, 2019 Spring TMU OLP 1 and 4 more...**
 Detail Level: **Learning Indicator**
 Athletic Status: **No records found!**
[Edit Report Parameters](#)

Direct Assessment Summary Report

Export

PLO & PI Id	Program Level Learning Outcome	Total Obs.	Cumulative Percent Distribution of Student Performance Levels	% at Mastery
U.GE.BIB.01	Demonstrate a working knowledge background, content, and theological contributions of each book of the Old and New Testament.			
U.GE.BIB.1.PI01	Individual student aggregated exam scores.	168		89 %
Average Student Performance Level across all PIs for this PLO.		168		89 %
U.GE.BIB.02	Describe the essential teaching of Scripture in each major area of theology and the interrelationship among the areas.			
U.GE.BIB.2.PI01	Individual student aggregated exam scores.	55		87 %
Average Student Performance Level across all PIs for this PLO.		55		87 %
Average Student Performance Level across all PLOs in this Program.		223		89 %



Report Parameters

Program: **TMU Baccalaureate GE - Biological & Physical Sciences**
 Term: **2019 Spring TMU OLP 2, 2019 Spring TMU OLP 1 and 4 more...**
 Detail Level: **Learning Indicator**
 Athletic Status: **No records found!**
[Edit Report Parameters](#)

Direct Assessment Summary Report

Export

PLO & PI Id	Program Level Learning Outcome	Total Obs.	Cumulative Percent Distribution of Student Performance Levels	% at Mastery
U.GE.BPS.01	Explain the scientific method, its use and limitations within each of its various disciplines, and its relation to Truth.			
U.GE.BPS.1.PI01	Individual student % score on first course exam.	35		94 %
	Average Student Performance Level across all PIs for this PLO.	35		94 %
U.GE.BPS.02	Demonstrate an understanding of how the glory of God is revealed through an increased understanding of the complexity and beauty of His creation.			
U.GE.BPS.2.PI01	Student comments evidence clarity of thought and written expression.	32		94 %
U.GE.BPS.2.PI02	Evidences an understanding of the concept of how beauty applies to the biological and physical sciences.	32		94 %
U.GE.BPS.2.PI03	Evidences an understanding of the concept of how complexity applies the biological and physical sciences.	30		93 %
U.GE.BPS.2.PI04	Evidences an understanding of the revelation of God and demonstration of His glory are seen through the biological and physical sciences.	31		94 %
	Average Student Performance Level across all PIs for this PLO.	125		94 %
U.GE.BPS.03	Compare and contrast the effect of various theocentric and naturalistic worldviews on the development of biological and physical sciences, and scientific thought in general.			
U.GE.BPS.3.PI01	Concepts presented in lectures and class texts are incorporated in the student's discussion statements.	35		91 %

U.GE.BPS.3.PI02	Quantity of comments indicates acceptable level of student engagement in the discussion.	35		91 %
U.GE.BPS.3.PI03	Student comments go beyond repetition of presented information. Includes application, analysis and synthesis of it.	35		91 %
U.GE.BPS.3.PI04	Student comments evidence clarity of thought and written expression.	35		91 %
Average Student Performance Level across all PIs for this PLO.		140		91 %
U.GE.BPS.04	Explain the use of the scientific process within the biological and physical sciences identifying foundational assumptions, processes for inquiry, establishment of conclusions, and application of those principles in the day-to-day happenings in the world.			
U.GE.BPS.4.PI01	The paper evidences a clarity of thought and written expression.	35		89 %
U.GE.BPS.4.PI02	Demonstrates that the student has gained a better understanding of some aspect of the biological or physical world.	35		91 %
U.GE.BPS.4.PI03	Demonstrates an understanding of the elements of the scientific process.	35		91 %
U.GE.BPS.4.PI04	Demonstrates the ability to be a productive member of a working group.	35		91 %
U.GE.BPS.4.PI05	The paper demonstrates that the student has actively collected and analyzed research data.	31		87 %
Average Student Performance Level across all PIs for this PLO.		171		90 %
U.GE.BPS.05	Demonstrate an ability to use the scientific process to solve qualitative and quantitative problems in biology in both the classroom and laboratory settings.			
U.GE.BPS.5.PI01	Demonstrates an understanding of the chemical building blocks of life.	29		86 %
U.GE.BPS.5.PI02	Demonstrates an understanding of the complexity and order as seen throughout God's creation.	29		86 %



Report Parameters

Program: **TMU Baccalaureate GE - Logic & Critical Thinking**
 Term: **2019 Spring TMU OLP 2, 2019 Spring TMU OLP 1 and 4 more...**
 Detail Level: **Learning Indicator**
 Athletic Status: **No records found!**
[Edit Report Parameters](#)

Direct Assessment Summary Report

Export



PLO & PI Id	Program Level Learning Outcome	Total Obs.	Cumulative Percent Distribution of Student Performance Levels	% at Mastery
U.GE.CRIT.01	Demonstrate a mastery of the basic principles of logical reasoning / critical thinking to construct and evaluate accurate lines of inductive or deductive reasoning in real life applications.			
U.GE.CRIT.1.PI01	Individual student percent scores on the MA240 critical thinking test.	25		96 %
Average Student Performance Level across all PIs for this PLO.		25		96 %
Average Student Performance Level across all PLOs in this Program.		25		96 %



Report Parameters

Program: **TMU Baccalaureate GE - Economics**
 Term: **2019 Spring TMU OLP 2, 2019 Spring TMU OLP 1 and 4 more...**
 Detail Level: **Learning Indicator**
 Athletic Status: **No records found!**
[Edit Report Parameters](#)

Direct Assessment Summary Report

Export

PLO & PI Id	Program Level Learning Outcome	Total Obs.	Cumulative Percent Distribution of Student Performance Levels				% at Mastery
U.GE.ECN.01	Demonstrate the ability to develop a life-long approach to personal financial management, understanding resource allocation as stewardship from God.						
U.GE.ECN.1.PI01	Personal Finance Unit Exam % Scores	18	0.0%	44.4%	55.6%	0.0%	44 %
Average Student Performance Level across all PIs for this PLO.		18	0.0%	44.4%	55.6%	0.0%	44 %
U.GE.ECN.02	Explain resource allocation expressed in the laws of supply and demand as they relate to human nature in particular and to the shaping of history in general.						
U.GE.ECN.2.PI01	Individual curved percent scores on Exams 1 & 2	40	27.5%	67.5%	5.0%	0.0%	95 %
Average Student Performance Level across all PIs for this PLO.		40	27.5%	67.5%	5.0%	0.0%	95 %
U.GE.ECN.03	Describe the implications of free-market forces as they relate to Classical vs. Keynesian theories.						
U.GE.ECN.3.PI01	Individual curved percent scores on Exam 4	18	0.0%	44.4%	55.6%	0.0%	44 %
Average Student Performance Level across all PIs for this PLO.		18	0.0%	44.4%	55.6%	0.0%	44 %
Average Student Performance Level across all PLOs in this Program.		76	14.5%	56.6%	28.9%	0.0%	71 %



Report Dashboard Direct Assessment Summary Report

Report Parameters

Program: **TMU Baccalaureate GE - History**
 Term: **2019 Spring TMU OLP 2, 2019 Spring TMU OLP 1 and 4 more...**
 Detail Level: **Learning Indicator**
 Athletic Status: **No records found!**
[Edit Report Parameters](#)

Direct Assessment Summary Report

Export ?

PLO & PI Id	Program Level Learning Outcome	Total Obs.	Cumulative Percent Distribution of Student Performance Levels	% at Mastery
U.GE.HIST.01	Grasp the general sweep of human history from the Creation to the present, especially those persons, events, trends, nations, and ideologies that have had the greatest impact on our present civilization, including our American experience.			
U.GE.HIST.1.PI01	Individual student % scores on final exam.	128		70 %
Average Student Performance Level across all PIs for this PLO.		128		70 %
U.GE.HIST.02	Evaluate historical developments in a larger context, especially the most salient cultural and intellectual elements of the past that have shaped the present.			
U.GE.HIST.2.PI01	Correctly identifies the three 'basic' historical time periods / classifications identified in the article.	44		93 %
U.GE.HIST.2.PI02	Correctly identifies the most significant element associated with each of the three 'basic' historical time periods / classifications.	44		93 %
Average Student Performance Level across all PIs for this PLO.		88		93 %
U.GE.HIST.03	Integrate a biblical view of man and society into the study of the past.			
U.GE.HIST.3.PI01	Delineates the key differences between a secular & a biblical philosophy of history.	43		95 %
U.GE.HIST.3.PI02	Can recall the key points of the church and state article they read.	52		85 %
Average Student Performance Level across all PIs for this PLO.		95		89 %
Average Student Performance Level across all PLOs in this Program.		311		82 %



Report Parameters

Program: TMU Baccalaureate GE - Listening Skills
 Term: 2019 Spring TMU OLP 2, 2019 Spring TMU OLP 1 and 4 more...
 Detail Level: Learning Indicator
 Athletic Status: No records found!
[Edit Report Parameters](#)

Direct Assessment Summary Report

Export ?

PLO & PI Id	Program Level Learning Outcome	Total Obs.	Cumulative Percent Distribution of Student Performance Levels	% at Mastery
U.GE.LIST.01	Identify and evaluate basic concepts at the heart of a spoken presentation, including purpose, assumptions, evidence, argument, and inference.			
U.GE.LIST.1.PI1	Student's critique identifies the speech's main purpose.	25		96 %
U.GE.LIST.1.PI2	The student clearly demonstrates an awareness of the speaker's effectiveness upon his / her audience.	25		96 %
U.GE.LIST.1.PI3	Student's critique identifies at least two (2) of the speaker's central arguments.	25		96 %
U.GE.LIST.1.PI4	Student's critique presents the speaker's evidence for the central arguments.	25		96 %
Average Student Performance Level across all PIs for this PLO.		100		96 %
Average Student Performance Level across all PLOs in this Program.		100		96 %



Report Parameters

Program: TMU Baccalaureate GE - Mathematics & Quantitative Reasoning

Term: 2019 Spring TMU OLP 2, 2019 Spring TMU OLP 1 and 4 more...

Detail Level: Learning Indicator

Athletic Status: No records found!

[Edit Report Parameters](#)

Direct Assessment Summary Report

Export



PLO & PI Id	Program Level Learning Outcome	Total Obs.	Cumulative Percent Distribution of Student Performance Levels				% at Mastery
U.GE.QR.01	Use arithmetic operations, geometric, and algebraic operations to solve typical "daily life" problems.						
U.GE.QR.1.PI01	Individual student percent scores on Quantitative Reasoning Test 1.	25	24.0%	52.0%	24.0%	0.0%	76 %
Average Student Performance Level across all PIs for this PLO.		25	24.0%	52.0%	24.0%	0.0%	76 %
U.GE.QR.02	Evaluate the accuracy, validity, and reliability of statistical information presented in various formats and demonstrate the ability to apply these in "daily life" situations.						
U.GE.QR.2.PI01	Student individual percent scores on Quantitative Reasoning Test 2.	10	20.0%	60.0%	20.0%	0.0%	80 %
Average Student Performance Level across all PIs for this PLO.		10	20.0%	60.0%	20.0%	0.0%	80 %
U.GE.QR.03	Use estimation to evaluate whether quantitative data presented in "daily life" situations is reasonable and/or appropriate. This will also apply in the student's own calculations involving financial planning.						
U.GE.QR.3.PI01	Student individual percent scores on Quantitative Reasoning Test 3.	10	50.0%	40.0%	10.0%	0.0%	90 %
Average Student Performance Level across all PIs for this PLO.		10	50.0%	40.0%	10.0%	0.0%	90 %
Average Student Performance Level across all PLOs in this Program.		45	28.9%	51.1%	20.0%	0.0%	80 %



Report Parameters

Program: **TMU Baccalaureate GE - Music & Art**
 Term: **2019 Spring TMU OLP 2, 2019 Spring TMU OLP 1 and 4 more...**
 Detail Level: **Learning Indicator**
 Athletic Status: **No records found!**
[Edit Report Parameters](#)

Direct Assessment Summary Report

Export



PLO & PI Id	Program Level Learning Outcome	Total Obs.	Cumulative Percent Distribution of Student Performance Levels	% at Mastery
U.GE.MUSA.01	Identify and discuss the historical styles and periods of music and art, and the interrelationship with general history, philosophies, culture, church history, and other arts.			
U.GE.MUSA.1.PI01	Individual student exam percent score.	47		83 %
Average Student Performance Level across all PIs for this PLO.		47		83 %
U.GE.MUSA.02	Articulate a biblically based philosophy of music and art.			
U.GE.MUSA.2.PI01	Philosophy of music and art is Biblically-based.	47		98 %
Average Student Performance Level across all PIs for this PLO.		47		98 %
Average Student Performance Level across all PLOs in this Program.		94		90 %







Report Parameters

Program: **TMU Baccalaureate GE - Philosophy**
 Term: **2019 Spring TMU OLP 2, 2019 Spring TMU OLP 1 and 4 more...**
 Detail Level: **Learning Indicator**
 Athletic Status: **No records found!**
[Edit Report Parameters](#)

Direct Assessment Summary Report

Export ?

PLO & PI Id	Program Level Learning Outcome	Total Obs.	Cumulative Percent Distribution of Student Performance Levels	% at Mastery
U.GE.PHIL.01	Demonstrate a basic knowledge of major philosophers and their times, the issues they sought to resolve, and their effect on the development of philosophical thought.			
U.GE.PHIL.1.PI01	Student exam scores relating to knowledge of major philosophers.	21		95 %
Average Student Performance Level across all PIs for this PLO.		21		95 %
U.GE.PHIL.02	Accurately explain the major elements of at least one current philosophical worldview, and evaluate how that worldview will affect individual and societal responses to contemporary moral and ethical issues.			
U.GE.PHIL.2.PI01	Identifies the major elements of selected philosophical worldview.	21		90 %
U.GE.PHIL.2.PI02	Identifies individuals or groups associated with this philosophical worldview.	21		90 %
U.GE.PHIL.2.PI03	Explains the implications of this philosophical worldview on personal and/or societal responses to contemporary moral and ethical issues.	21		90 %
Average Student Performance Level across all PIs for this PLO.		63		90 %
U.GE.PHIL.03	Evaluate the major elements of at least one current philosophical worldview in light of the Bible and biblical worldview assumptions.			
U.GE.PHIL.3.PI01	Identifies the major elements of selected philosophical worldview.	21		90 %
U.GE.PHIL.3.PI02	Identifies the major elements of a biblical worldview.	21		90 %

U.GE.PHIL.3.PI03	Evaluates the major elements of the selected philosophical worldview in light of a biblical worldview.	21		90 %
U.GE.PHIL.3.PI04	Provides scriptural support for evaluation of the selected philosophical worldview.	21		81 %
Average Student Performance Level across all PIs for this PLO.		84		88 %
Average Student Performance Level across all PLOs in this Program.		168		90 %



Report Parameters

Program: **TMU Baccalaureate GE - Political Studies**
 Term: **2019 Spring TMU OLP 2, 2019 Spring TMU OLP 1 and 4 more...**
 Detail Level: **Learning Indicator**
 Athletic Status: **No records found!**
[Edit Report Parameters](#)

Direct Assessment Summary Report

Export

PLO & PI Id	Program Level Learning Outcome	Total Obs.	Cumulative Percent Distribution of Student Performance Levels	% at Mastery
U.GE.POL.01	Demonstrate a foundational working knowledge of the basic principles that form the basis of the American governmental system and the context in which it was established.			
U.GE.POL.1.PI01	Individual student section exam score percentages.	35		80 %
Average Student Performance Level across all PIs for this PLO.		35		80 %
U.GE.POL.02	Explain in broad terms the American political process.			
U.GE.POL.2.PI01	Individual student exam score percentages on American political process.	35		77 %
Average Student Performance Level across all PIs for this PLO.		35		77 %
U.GE.POL.03	Describe in broad terms the U.S. Constitution and the duties, responsibilities, and rights therein.			
U.GE.POL.3.PI01	Individual student exam score percentages on U.S. Constitution.	35		63 %
Average Student Performance Level across all PIs for this PLO.		35		63 %
Average Student Performance Level across all PLOs in this Program.		105		73 %



Report Parameters

Program: **TMU Baccalaureate GE - Reading & Literature**
 Term: **2019 Spring TMU OLP 2, 2019 Spring TMU OLP 1 and 4 more...**
 Detail Level: **Learning Indicator**
 Athletic Status: **No records found!**
[Edit Report Parameters](#)

Direct Assessment Summary Report

Export

PLO & PI Id	Program Level Learning Outcome	Total Obs.	Cumulative Percent Distribution of Student Performance Levels	% at Mastery
U.GE.LIT.03	Demonstrate a grasp of the broad outline of English, American, or World literature, together with an awareness of the historical context in which an author or group of authors wrote.			
U.GE.LIT.3.PI01	The student's response evidences a grasp of the key authors and works addressed in the survey course.	51		80 %
U.GE.LIT.3.PI2	The student's response evidences understanding of how the author & work may have influenced the literary cannon.	51		82 %
Average Student Performance Level across all PIs for this PLO.		102		81 %
U.GE.LIT.01	Recognize key elements within literary texts, both fiction and nonfiction, and identify their literary, cultural and biblical implications.			
U.GE.LIT.1.PI01	The student's response accurately identifies aspects and issues in the literary text that have substantive literary, cultural and biblical implications.	51		82 %
U.GE.LIT.1.PI02	The student's response accurately summarizes the perspectives represented in the text, and compares them to a biblical perspective.	51		80 %
Average Student Performance Level across all PIs for this PLO.		102		81 %
U.GE.LIT.02	Read literary texts attentively to identify how the theme(s) inherent in the work may have been influenced by the author's purpose, presuppositions, historical and/or contemporary culture.			
U.GE.LIT.2.PI01	Accurately identifies and relates the major theme(s) in a literary text to key cultural/historical implications.	51		80 %
U.GE.LIT.2.PI02	Accurately identifies author's worldview presuppositions and relates them to the major theme(s) in the work.	51		82 %



Report Parameters

Program: TMU Baccalaureate GE - Written Communication
 Term: 2019 Spring TMU OLP 2, 2019 Spring TMU OLP 1 and 4 more...
 Detail Level: Learning Indicator
 Athletic Status: No records found!
[Edit Report Parameters](#)

Direct Assessment Summary Report

Export ?

PLO & PI Id	Program Level Learning Outcome	Total Obs.	Cumulative Percent Distribution of Student Performance Levels	% at Mastery
U.GE.WCOM.01	Prepare and present essays and other types of written documents that demonstrate the writer's ability to write clearly and appropriately for a variety of purposes and audiences.			
U.GE.WCOM.1.PI02	Arrangement - Writing is organized and forms a unified, coherent whole. Ideas are well developed and supported with appropriate examples and evidence.	23		39 %
U.GE.WCOM.1.PI03	Style - Writing is concise and effective, and includes varied sentences and word choices. Evidences correct use of conventional written English: grammar, usage, punctuation, mechanics, and spelling.	22		36 %
U.GE.WCOM.1.PI01	Invention - Writing is original, stimulating, and insightful. It is appropriate to the discipline and the assignment.	25		44 %
Average Student Performance Level across all PIs for this PLO.		70		40 %
U.GE.WCOM.02	Give evidence of ability to revise, edit, and proofread a written draft to produce work that is ready for its readers, including but not limited to skill in appropriate word usage, knowledge of the conventions of Standard Written English, and consistently accurate spelling.			
U.GE.WCOM.2.PI01	Revision: Student has clearly refined their text to achieve clear communication.	24		42 %
U.GE.WCOM.2.PI02	Evidence and Mechanics: Student give evidences correct use of conventional written English: grammar, usage, punctuation, mechanics, and spelling.	22		36 %
U.GE.WCOM.2.PI03	Stylistic Conformity: Student gives evidence of appropriate attribution and bibliographic format as appropriate to the assignment and academic integrity.	24		38 %
Average Student Performance Level across all PIs for this PLO.		70		39 %
Average Student Performance Level across all PLOs in this Program.		140		39 %